



# INDIAN COTTON ASSOCIATION LIMITED

## MONTHLY REPORT JUL-2019

North India Cotton Crop Estimates and Arrivals						
01-Sept-2018 To 31-July-2019						
Zone	Estimate 2018-2019			Arrivals 2018-19		
	Desi	Am.	Total	Desi	Am.	Total
Punjab	2,070	8,75,373	8,77,443	2,070	8,75,373	8,77,443
Haryana	4,000	23,59,802	23,63,802	4,000	23,58,102	23,62,102
Upper Rajasthan	19,365	13,86,337	14,05,702	19,365	13,78,477	13,97,842
<b>Total North Zone</b>	<b>25,435</b>	<b>46,21,512</b>	<b>46,46,947</b>	<b>25,435</b>	<b>46,11,952</b>	<b>46,37,387</b>
Lower Rajasthan		15,38,696	15,38,696		15,38,696	15,38,696
Total Rajasthan	19,365	29,25,033	29,44,398	19,365	29,17,173	29,36,538
<b>Grand Total</b>	<b>25,435</b>	<b>61,60,208</b>	<b>61,85,643</b>	<b>25,435</b>	<b>61,50,648</b>	<b>61,76,083</b>
Last Year	17,806	59,55,823	59,73,629	17,806	59,39,968	59,57,774

Zone	Godown Stock	Unginned Stock	Pressings 2018-19			Loose Cons. By Mills
	Am. Bls	Am. Bls	Desi	Am.	Total	
Punjab	11,472		2,070	6,53,123	6,55,193	2,22,250
Haryana	13,521		4,000	13,86,612	13,90,612	9,71,490
Upper Rajasthan	7,284	50	19,365	13,07,427	13,26,792	71,000
<b>Total North Zone</b>	<b>32,277</b>	<b>50</b>	<b>25,435</b>	<b>33,47,162</b>	<b>33,72,597</b>	<b>12,64,740</b>
Lower Rajasthan	58,500			15,38,696	15,38,696	
Total Rajasthan	65,784	50	19,365	28,46,123	28,65,488	71,000
<b>Grand Total</b>	<b>90,777</b>	<b>50</b>	<b>25,435</b>	<b>48,85,858</b>	<b>49,11,293</b>	<b>12,64,740</b>
Last Year	82,588		17,806	42,95,153	43,12,959	16,43,315



# INDIAN COTTON ASSOCIATION LIMITED

## MONTHLY REPORT JUL-2019



1000+ PARTICIPANTS  
FROM ALL OVER WORLD



B2B MEETING  
OPPORTUNITIES



INDUSTRY KEY  
SPEAKERS



MEET THE ENTIRE COTTON  
FRATERNITY UNDER ONE ROOF

**Register Now**

Correspondence Address :

Indian Cotton Association Limited


660, Udyog Vihar, Phase-V, Gurgaon, Haryana-122016

Phone : +91-124-4979797 | email : info@icalindia.com

Supporting Bodies



Past Sponsors



PRESENTS

4<sup>th</sup> EDITION OF

**INDIAN**

**COTTON**

**CONFERENCE**

2019

“THE CHALLENGE OF CHANGE”

Nov **2** 2019

**VENUE**

Hotel Leela Ambience, Gurgaon, India

## Benefits of Attending



NETWORKING

CREATE BIZ  
OPPORTUNITIES

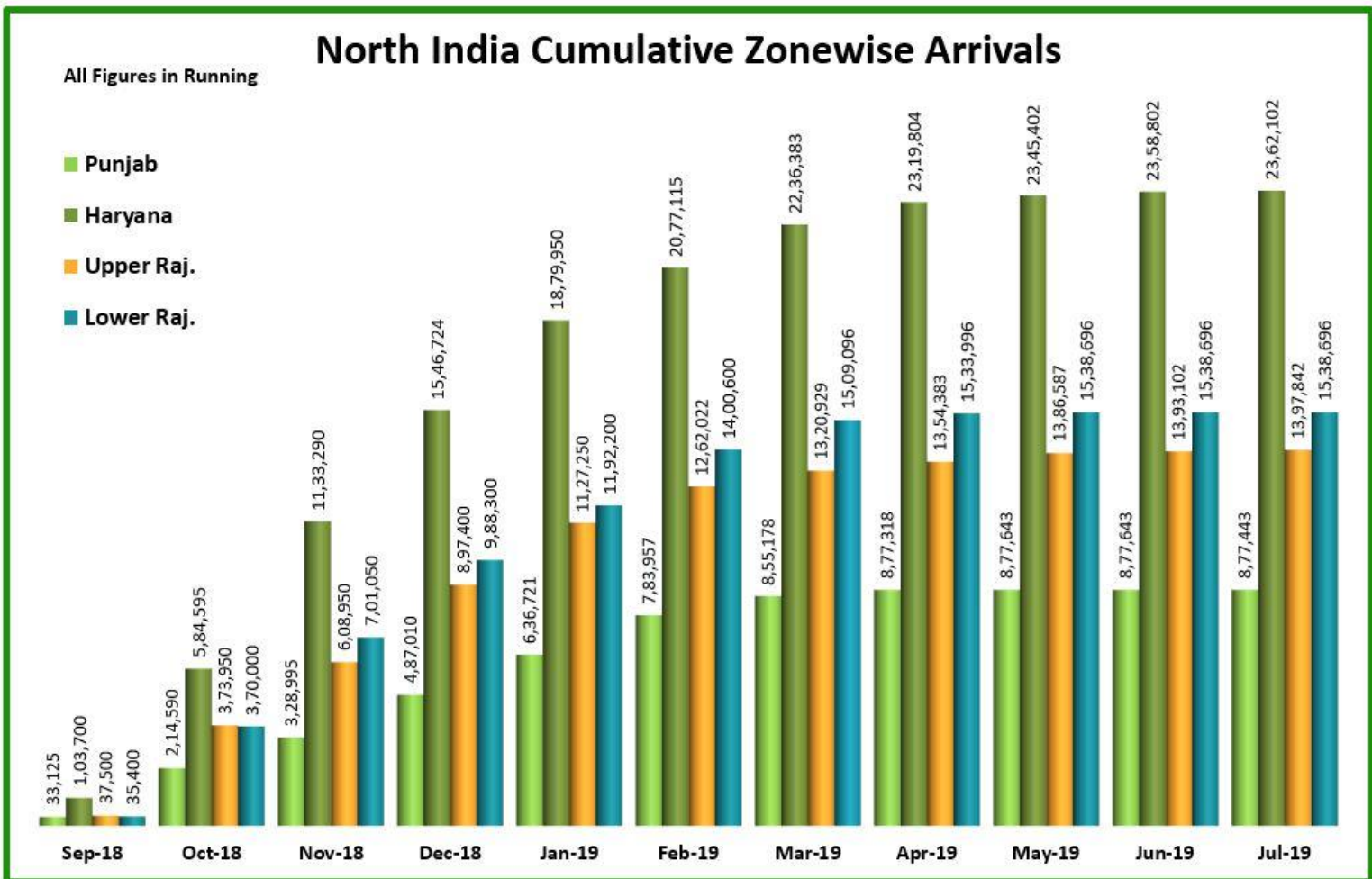
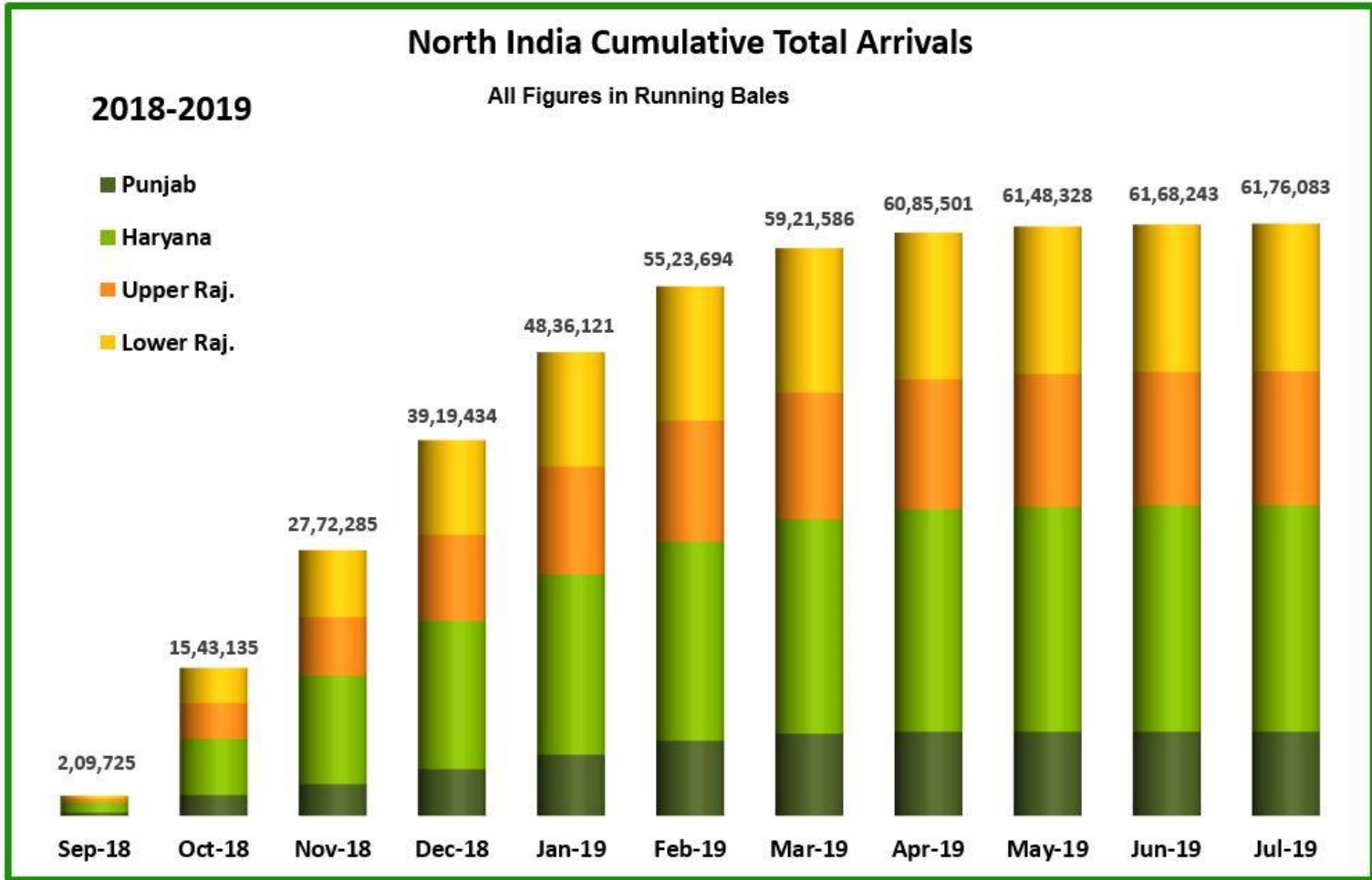


KNOWLEDGE  
SHARING



# INDIAN COTTON ASSOCIATION LIMITED

## MONTHLY REPORT JUL-2019





# INDIAN COTTON ASSOCIATION LIMITED

## MONTHLY REPORT JUL-2019

Punjab	Estimate 2018-2019		Arrivals 2018-19		Godown Stock	Unginned Stock	Pressings 2018-19		Loose Cons. By Mills
	Station	Desi	Am.	Desi	Am.	Am. Bls	Am. Bls	Desi	
Abohar	1,070	2,04,555	1,070	2,04,555	3,000		1,070	2,04,555	
Bareta		12,100		12,100	80			7,100	
Bathinda		75,000		75,000	1,000			50,000	
Bhikhi		1,800		1,800	200			1,800	
Bhuchu		5,510		5,510				5,510	
Budhlada		28,500		28,500	300			14,500	
Fazilka	1,000	24,848	1,000	24,848	2,500		1,000	24,848	
Gidderbaha		50,000		50,000				31,350	
Goniana		1,601		1,601				1,601	
Jagraon		4,100		4,100				4,100	
Jaitu		26,714		26,714	1,000			26,714	
Killianwali		39,700		39,700				21,700	
Lehragaga		15,000		15,000	520			11,000	
Malout		56,180		56,180	800			56,180	
Mansa		90,800		90,800				17,300	
Maur		19,300		19,300	180			2,800	
Muktsar		57,500		57,500				57,500	
Raman		47,000		47,000				33,000	
Rampuraphul		6,000		6,000	376			6,000	
Sangat		20,300		20,300	1,200			13,000	
Sardulgarh		82,000		82,000	316			57,000	
Sunam		5,500		5,500				4,200	
Tapa		1,365		1,365				1,365	
<b>TOTAL</b>	<b>2,070</b>	<b>8,75,373</b>	<b>2,070</b>	<b>8,75,373</b>	<b>11,472</b>		<b>2,070</b>	<b>6,53,123</b>	<b>2,22,250</b>
<b>LAST YEAR</b>	<b>1,000</b>	<b>9,76,506</b>	<b>1,000</b>	<b>9,76,506</b>	<b>16,910</b>		<b>1,000</b>	<b>7,17,296</b>	<b>2,59,210</b>

### Report Sponsor





# INDIAN COTTON ASSOCIATION LIMITED

## MONTHLY REPORT JUL-2019

Haryana	New Crop Estimate 2018-2019		Arrivals 2018-19		Godown Stock	Unginned Stock	Pressings 2018-19		Loose Cons. By Mills
	Station	Desi	Am.	Desi	Am.	Am. Bls	Am. Bls	Desi	
Aateli			5,500		5,500	100			2,500
Adampur			3,40,000		3,38,500				1,25,000
Baliyali			5,700		5,700				700
Barwa			51,300		51,300	1,700			28,800
Barwala			1,16,000		1,15,800	1,000			69,300
Bawani Khera			10,400		10,400	170			3,900
Bhattu			57,700		57,700	300			35,700
Bhawdin			4,550		4,550				4,550
Bhiwani			86,500		86,500	400			49,500
Bhuna			71,800		71,800				26,400
Charkhi Dadri			90,800		90,800				16,100
Dabwali			11,200		11,200				9,200
Digawa			15,500		15,500				9,500
Ellenabad			1,48,700		1,48,700	701			1,23,700
Fatehabad			50,300		50,300	2,000			47,800
Gohana			20,190		20,190	100			18,790
Hansi	2,000		1,52,400	2,000	1,52,400	1,200	2,000		74,400
Hathin			11,900		11,900				9,800
Hisar			20,700		20,700	700			16,700
Hodel			12,000		12,000				11,500
Jatari (U.P)									
Jatu Luhari			3,600		3,600				300
Jhajra			4,200		4,200				200
Jind			54,530		54,530	700			47,530
Jui (Pokharwas)			25,000		25,000				4,200
Kalanour			3,100		3,100	100			2,500
Kalanwali			2,15,000		2,15,000				75,000
Kalayath			37,500		37,500	200			32,500
Kanina			17,500		17,500				4,500
Kosi (U.P)									
<b>C/F</b>	<b>2,000</b>		<b>16,43,570</b>	<b>2,000</b>	<b>16,41,870</b>	<b>9,371</b>		<b>2,000</b>	<b>8,50,570</b>



# INDIAN COTTON ASSOCIATION LIMITED

## MONTHLY REPORT JUL-2019

<b>Haryana</b>	<b>New Crop Estimate 2018-2019</b>		<b>Arrivals 2018-19</b>		<b>Godown Stock</b>	<b>Unginned Stock</b>	<b>Pressings 2018-19</b>		<b>Loose Cons. By Mills</b>
	<b>Station</b>	<b>Desi</b>	<b>Am.</b>	<b>Desi</b>	<b>Am.</b>	<b>Am. Bls</b>	<b>Am. Bls</b>	<b>Desi</b>	
<b>B/F</b>	<b>2,000</b>	<b>16,43,570</b>	<b>2,000</b>	<b>16,41,870</b>	<b>9,371</b>		<b>2,000</b>	<b>8,50,570</b>	
Loharu		11,500		11,500				7,500	
Meham		90,015		90,015				45,065	
Moth Luhari		14,000		14,000				6,000	
Mohamadpur Rohi		4,600		4,600				4,600	
Narnoul		22,700		22,700				14,500	
Narnound									
Narwana		41,800		41,800				36,800	
Palwal		12,000		12,000				10,000	
Ratia		1,800		1,800				1,800	
Rewari		26,900		26,900				22,800	
Sirsa	2,000	2,90,028	2,000	2,90,028	1,600		2,000	2,32,028	
Tohana		16,099		16,099				16,099	
Tosham		22,500		22,500	1,000			3,500	
Uchana		1,11,700		1,11,700	1,350			1,06,700	
Uklana		50,590		50,590	200			28,650	
<b>Total</b>	<b>4,000</b>	<b>23,59,802</b>	<b>4,000</b>	<b>23,58,102</b>	<b>13,521</b>		<b>4,000</b>	<b>13,86,612</b>	<b>9,71,490</b>
<b>LAST YEAR</b>	<b>9,000</b>	<b>25,50,548</b>	<b>9,000</b>	<b>25,34,343</b>	<b>8,228</b>		<b>9,000</b>	<b>12,33,238</b>	<b>13,01,105</b>

<b>Upper Rajasthan</b>	<b>New Crop Estimate 2018-2019</b>		<b>Arrivals 2018-19</b>		<b>Godown Stock</b>	<b>Unginned Stock</b>	<b>Pressings 2018-19</b>		<b>Loose Cons. By Mills</b>
	<b>Station</b>	<b>Desi</b>	<b>Am.</b>	<b>Desi</b>	<b>Am.</b>	<b>Am. Bls</b>	<b>Am. Bls</b>	<b>Desi</b>	
Anupgarh		47,704		47,704				47,704	
Gajsinghpur	466	17,410	466	17,410			466	17,410	
Gandhi		40,400		40,400				40,400	
Gharsana		10,615		10,615				10,615	
Goluwala	1,810	96,518	1,810	96,518	1,200		1,810	91,518	
Hanumangarh	8,281	2,70,000	8,281	2,65,388	600	50	8,281	2,55,338	
Jetsar		37,328		37,328				37,328	
Kesrisinghpur		23,732		23,732				23,732	
Padampur		37,700		37,700	500			37,700	
<b>C/F</b>	<b>10,557</b>	<b>5,81,407</b>	<b>10,557</b>	<b>5,76,795</b>	<b>2,300</b>	<b>50</b>	<b>10,557</b>	<b>5,61,745</b>	



# INDIAN COTTON ASSOCIATION LIMITED

## MONTHLY REPORT JUL-2019

Upper Rajasthan	New Crop Estimate 2018-2019		Arrivals 2018-19		Godown Stock	Unginned Stock	Pressings 2018-19		Loose Cons. By Mills
	Station	Desi	Am.	Desi	Am.	Am. Bls	Am. Bls	Desi	
<b>B/F</b>	<b>10,557</b>	<b>5,81,407</b>	<b>10,557</b>	<b>5,76,795</b>	<b>2,300</b>	<b>50</b>	<b>10,557</b>	<b>5,61,745</b>	
Pilani (Belt)		61,114		61,114				61,114	
Pilibangan	3,354	97,500	3,354	97,500	250		3,354	92,500	
Raisinghnagar	1,280	21,752	1,280	21,752			1,280	21,752	
Rawatsar	1,079	1,50,000	1,079	1,46,752	1,980		1,079	1,36,752	
Ridmalsar									
Sadulshahr	335	52,370	335	52,370			335	48,370	
Sangaria		1,20,100		1,20,100	954			83,100	
Sriganagnagar	1,174	1,09,300	1,174	1,09,300	200		1,174	1,09,300	
Srikaranpur		32,454		32,454	1,600			32,454	
Srivijaynagar	1,193	1,20,464	1,193	1,20,464			1,193	1,20,464	
Suratgarh	393	39,876	393	39,876			393	39,876	
<b>Total</b>	<b>19,365</b>	<b>13,86,337</b>	<b>19,365</b>	<b>13,78,477</b>	<b>7,284</b>	<b>50</b>	<b>19,365</b>	<b>13,07,427</b>	<b>71,000</b>
<b>Last Year</b>	<b>7,806</b>	<b>10,89,869</b>	<b>7,806</b>	<b>10,90,219</b>	<b>25,950</b>		<b>7,806</b>	<b>10,05,719</b>	<b>83,000</b>

Lower Rajasthan	New Crop Estimate 2018-2019		Arrivals 2018-19		Godown Stock	Unginned Stock	Pressings 2018-19		Loose Cons. By Mills
	Station	Desi	Am.	Desi	Am.	Am. Bls	Am. Bls	Desi	
Akola			15,000		15,000	800			15,000
Alwar			77,264		77,264	2,700			77,264
Asind			17,000		17,000	1,000			17,000
Asop & Radod			61,000		61,000	3,000			61,000
Beawar			1,42,000		1,42,000	10,000			1,42,000
Begu			9,500		9,500				9,500
Behror			47,900		47,900	2,500			47,900
Bharatpur(Jurera)			14,000		14,000				14,000
Bhopalgarh			7,500		7,500	200			7,500
Bigod			5,700		5,700				5,700
Bijainagar			57,000		57,000	3,000			57,000
Bilara			54,000		54,000	1,500			54,000
Bilokha			24,000		24,000				24,000
<b>C/F</b>			<b>5,31,864</b>		<b>5,31,864</b>	<b>24,700</b>			<b>5,31,864</b>



# INDIAN COTTON ASSOCIATION LIMITED

## MONTHLY REPORT JUL-2019

Lower Rajasthan	New Crop Estimate 2018-2019		Arrivals 2018-19		Godown Stock	Unginned Stock	Pressings 2018-19		Loose Cons. By Mills	
	Station	Desi	Am.	Desi	Am.	Am. Bls	Am. Bls	Desi		Am.
<b>B/F</b>			<b>5,31,864</b>		<b>5,31,864</b>	<b>24,700</b>			<b>5,31,864</b>	
Boheda										
Borunda			12,500		12,500				12,500	
Chawandiya			7,500		7,500				7,500	
Chhapari			52,000		52,000	1,500			52,000	
Dhanari			24,000		24,000	500			24,000	
Dhawa,Dharia ,Deswal			22,000		22,000				22,000	
Fatehnagar			11,000		11,000	100			11,000	
Gaguda			13,900		13,900				13,900	
Gajoo			18,000		18,000				18,000	
Gangapur			13,000		13,000	3,000			13,000	
Gangrar			9,000		9,000				9,000	
Ganthila			7,000		7,000				7,000	
Govindgarh			43,200		43,200	500			43,200	
Hamirgarh			13,900		13,900	2,000			13,900	
Indokali			14,700		14,700				14,700	
Kapasan			19,700		19,700				19,700	
Kekri			14,000		14,000	1,000			14,000	
Khairthal			1,17,700		1,17,700	5,000			1,17,700	
Kharnal			28,000		28,000	8,000			28,000	
Khinwsar			66,000		66,000	2,500			66,000	
Kishangarhwas			38,000		38,000	1,000			38,000	
Kotari			24,200		24,200	2,000			24,200	
Kotputli										
Kuchera			18,500		18,500				18,500	
Kuraj			9,000		9,000				9,000	
Lamba, Bakliawas			33,000		33,000	1,000			33,000	
Mandal			10,000		10,000	500			10,000	
Mubarakpur			19,000		19,000	200			19,000	
<b>C/F</b>			<b>11,90,664</b>		<b>11,90,664</b>	<b>53,500</b>			<b>11,90,664</b>	





# INDIAN COTTON ASSOCIATION LIMITED

## MONTHLY REPORT JUL-2019

Lower Rajasthan	New Crop Estimate 2018-2019		Arrivals 2018-19		Godown Stock	Unginned Stock	Pressings 2018-19		Loose Cons. By Mills
Station	Desi	Am.	Desi	Am.	Am. Bls	Am. Bls	Desi	Am.	
<b>B/F</b>		<b>11,90,664</b>		<b>11,90,664</b>	<b>53,500</b>			<b>11,90,664</b>	
Nandiya		39,700		39,700				39,700	
Osian		19,000		19,000				19,000	
Panchla		16,000		16,000				16,000	
Patta		25,932		25,932				25,932	
Partapgarh		5,000		5,000				5,000	
Phalodi		60,000		60,000	2,000			60,000	
Potla		10,200		10,200				10,200	
Rani		16,000		16,000	200			16,000	
Raymalwara & Bapin		18,000		18,000				18,000	
Roll									
Roon		16,000		16,000	800			16,000	
Sahada		15,500		15,500	200			15,500	
Sankhwas		14,000		14,000				14,000	
Sawaipur		16,200		16,200	1,500			16,200	
Sheoganj		16,000		16,000				16,000	
Soyla		23,000		23,000				23,000	
Taswaria		4,500		4,500				4,500	
Tivri & Mathania		27,000		27,000	300			27,000	
Umri		6,000		6,000				6,000	
<b>TOTAL</b>		<b>15,38,696</b>		<b>15,38,696</b>	<b>58,500</b>			<b>15,38,696</b>	
<b>Last Year</b>		<b>13,38,900</b>		<b>13,38,900</b>	<b>31,500</b>			<b>13,38,900</b>	

For, Indian Cotton Association Ltd.

Secretary